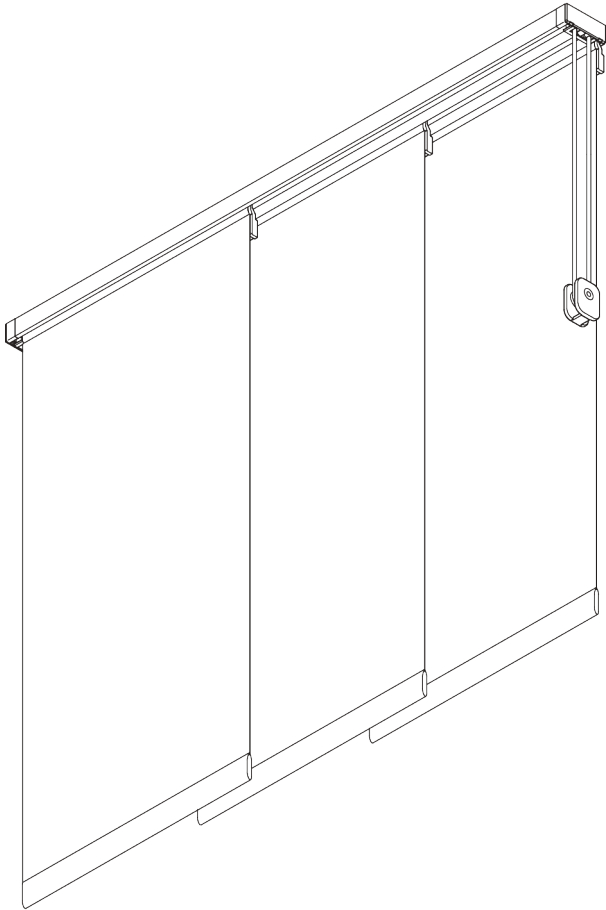
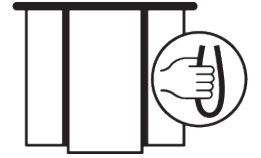


SG 2710



PRODUCT INFORMATION

- **Operation:** cord
- **Range:** S - L
- **Fitting:** ceiling, wall, recess
- **Colours:** white RAL 9016 or anodised aluminum, special colours possible
- **Fabrics:** refer to Silent Gliss fabric collection

Features:

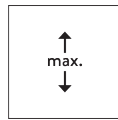
- 2-component (2C) roller technology
- Silent and smooth running
- Aluminium carriers

SYSTEM SPECIFICATIONS

A. SYSTEM DIMENSIONS



6 m



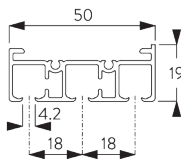
4 m



max. 2 kg per m

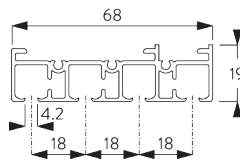
B. PROFILE

Profile information



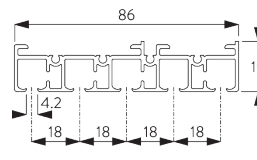
SG 10123

Profile 3-channel



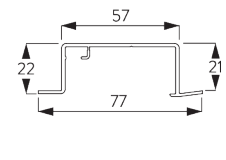
SG 10124

Profile 4-channel



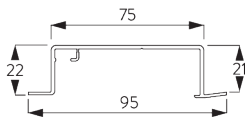
SG 10125

Profile 5-channel



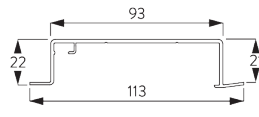
SG 10173

Recess profile 3-channel



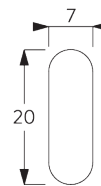
SG 10174

Recess profile 4-channel



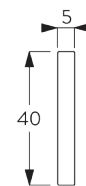
SG 10175

Recess profile 5-channel



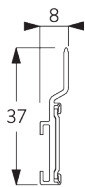
SG 2004

Bottom bar 20x7 mm



SG 2005

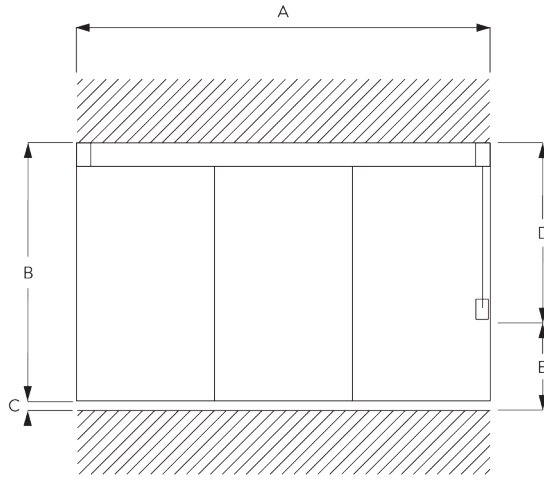
Bottom bar 40x5 mm



SG 10230

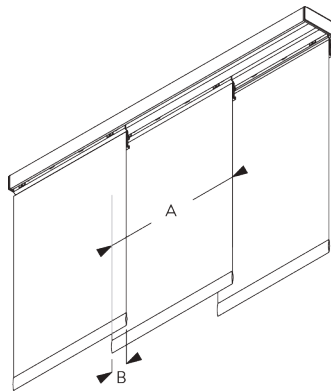
Carrier alu

**C. HOW TO
MEASURE**



- A: System width
- B: System height
- C: Distance between floor and fabric
- D: Cord height
- E: Safety Retainer SG 10731 min. 150 cm above floor

Dimensions of Panels



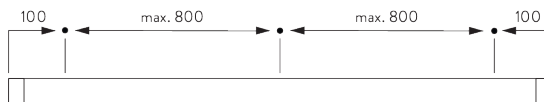
- A: Recommended panel width: 500 - 1200
- B: Overlap: min. 50

FITTING

**A. FITTING
INFORMATION**

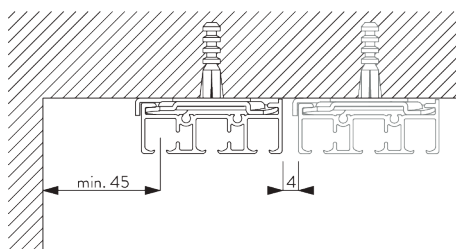
For detailed fitting information, visit the Silent Gliss website.

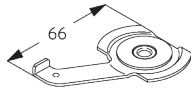
Fixing points



B. CEILING FITTING

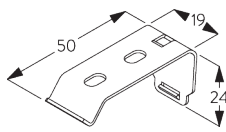
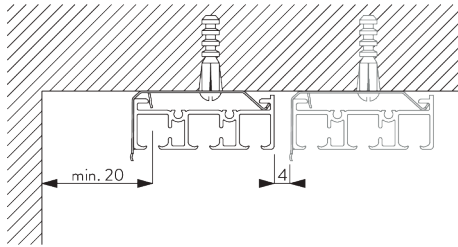
Clamp SG 3003





SG 3003
Clamp

Bracket SG 10137

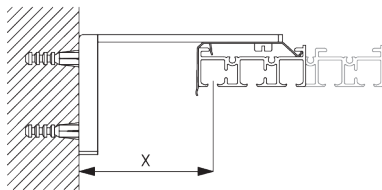


SG 10137
Bracket

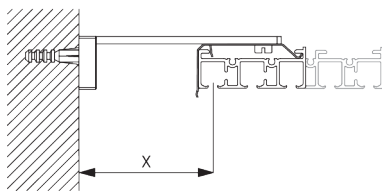
Bracket	SG 10123	SG 10124
SG 10137	X	X

C. WALL FITTING

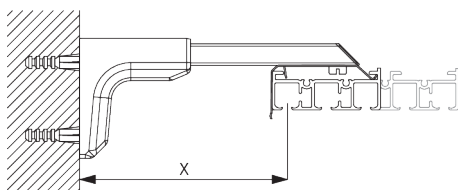
Smart Fix



Smart Fix SG 11200 - SG 11204:
Screw SG 10395 (M4x6) needed.

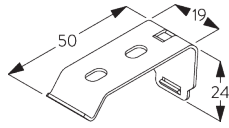


Square Smart Fix SG 11210 - SG 11214:
Screw SG 10395 (M4x6) needed.



Universal Smart Fix 11154 - SG 11156:
Screw SG 10492 (M4x8) needed.

Smart Fix	X mm (SG 10123)	X mm (SG 10124)	X mm (SG 10125)
SG 11200 / SG 11210	24	24	24
SG 11201 / SG 11211	44	44	44
SG 11202 / SG 11212	64	64	64
SG 11203 / SG 11213	84	84	84
SG 11204 / SG 11214	114	114	114
SG 11154	74-102	74-102	74-102
SG 11155	104-132	104-132	104-132
SG 11156	154-182	154-182	154-182



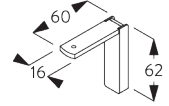
SG 10137
Bracket



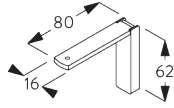
SG 10395
Pan head screw M4x6



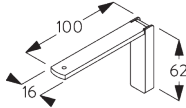
SG 10492
Pan head screw M4x8



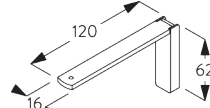
SG 11200
Smart Fix 60 mm



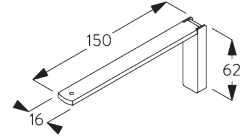
SG 11201
Smart Fix 80 mm



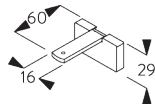
SG 11202
Smart Fix 100 mm



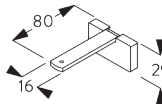
SG 11203
Smart Fix 120 mm



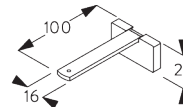
SG 11204
Smart Fix 150 mm



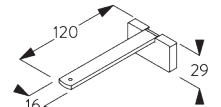
SG 11210
Square Smart Fix 60 mm



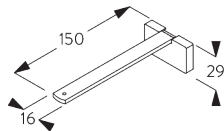
SG 11211
Square Smart Fix 80 mm



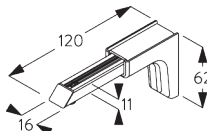
SG 11212
Square Smart Fix 100 mm



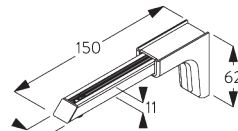
SG 11213
Square Smart Fix 120 mm



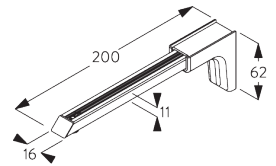
SG 11214
Square Smart Fix 150 mm



SG 11154
Universal Smart Fix 120 mm



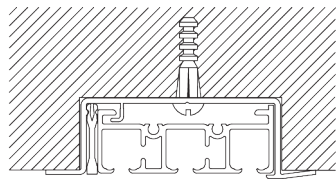
SG 11155
Universal Smart Fix 150 mm



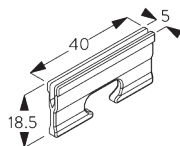
SG 11156
Universal Smart Fix 200 mm

D. RECESS FITTING

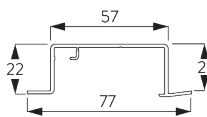
Recess profiles SG 10173 - SG 10175



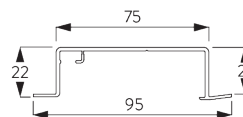
One wedge SG 10157 per fixing point.
For detailed recess fitting, visit the Silent Gliss website.



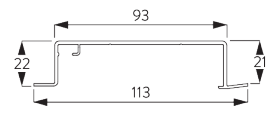
SG 10157
Wedge



SG 10173
Recess profile 3-channel



SG 10174
Recess profile 4-channel



SG 10175
Recess profile 5-channel

SYSTEM OPTIONS

A. PANEL STACKING



Single stack

Note: dot = fixed panel




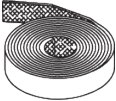



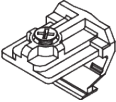
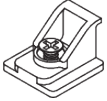
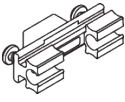
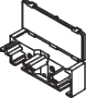
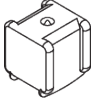




Pair stack

Note: dot = fixed panel



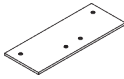
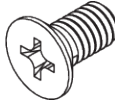


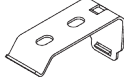
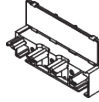
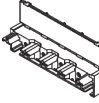
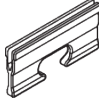




Other variations are possible.


PARTS

A. STANDARD PARTS

	SG 2004 Bottom bar 20x7 mm
	SG 2539 Tape
	SG 3003 Clamp
	SG 3090 Cord ø 3.5 mm
	SG 10123 Profile 3-channel
	SG 10140 Angle
	SG 10146 Angle
	SG 10150 Pilot runner
	SG 10153 Cord guide
	SG 10156 End stop
	SG 10159 Countersunk head screw 3.5x13
	SG 10200 2C roller
	SG 10230 Carrier alu
	SG 10252 End cover left

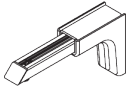
B. OPTIONAL PARTS

	SG 2005 Bottom bar 40x5 mm
	SG 3340 Cord/chain weight
	SG 6024 Connection bridge
	SG 10074 Countersunk head screw M4x8
	SG 10124 Profile 4-channel
	SG 10125 Profile 5-channel
	SG 10137 Bracket
	SG 10154 Cord guide
	SG 10155 Cord guide
	SG 10157 Wedge
	SG 10173 Recess profile 3-channel
	SG 10174 Recess profile 4-channel
	SG 10175 Recess profile 5-channel
	SG 10395 Pan head screw M4x6



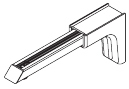
SG 10492

Pan head screw M4x8



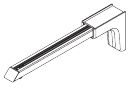
SG 11154

Universal Smart Fix 120 mm



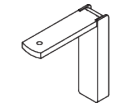
SG 11155

Universal Smart Fix 150 mm



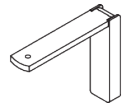
SG 11156

Universal Smart Fix 200 mm



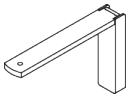
SG 11200

Smart Fix 60 mm



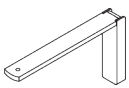
SG 11201

Smart Fix 80 mm



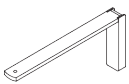
SG 11202

Smart Fix 100 mm



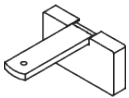
SG 11203

Smart Fix 120 mm



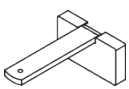
SG 11204

Smart Fix 150 mm



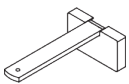
SG 11210

Square Smart Fix 60 mm



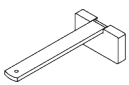
SG 11211

Square Smart Fix 80 mm



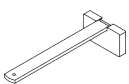
SG 11212

Square Smart Fix 100 mm



SG 11213

Square Smart Fix 120 mm



SG 11214

Square Smart Fix 150 mm
