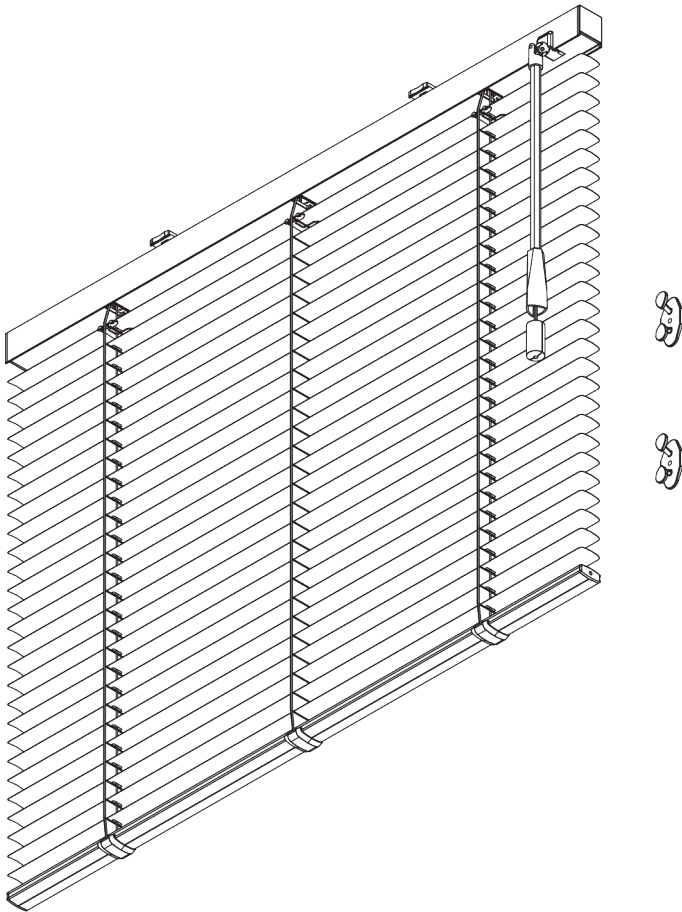



SG 8110



PRODUCT INFORMATION

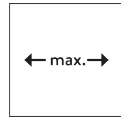
- **Operation** control wand
- **Range:** S - M
- **Fitting:** ceiling, wall
- **Colours:** refer to Silent Gliss slat collection

Features:

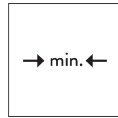
- Optimised light control
- Convenient turning of the slats using the control wand
- Multifunctional control wand
- Slat width: 25 mm (standard), 16 mm
- Privacy control (PC)

SYSTEM SPECIFICATIONS

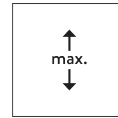
A. SYSTEM DIMENSIONS



25 mm slats: 3 m
16 mm slats: 2.5 m



28 cm

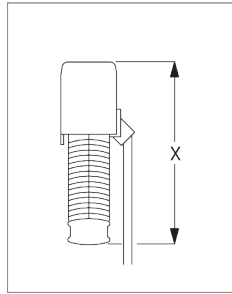


25 mm slats: 3 m
16 mm slats: 2.5 m



25 mm slats: 7 m²
16 mm slats: 5 m²

Slat stack heights

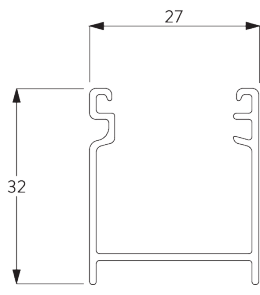


		mm					
		max.					
		50	100	150	200	250	300
25 mm (PC)	X	7	9	11	13	15	17
16 mm	X	7	9	11	13	15	

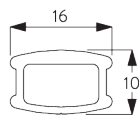
(cm)

B. PROFILE

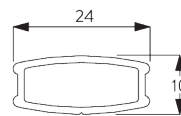
Profile information



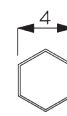
SG 10037
Profile



SG 8003
Bottom bar 16 mm

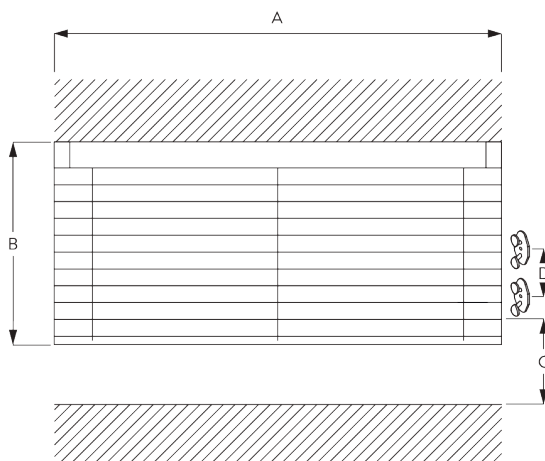


SG 8004
Bottom bar 24 mm



SG 8120
Shaft

C. HOW TO MEASURE



A: System width
B: System height
C: Cleats SG 10742 min. 150 cm above floor
D: 7 - 35 cm depending on system height

D. SPECIFICATION

TEXT

EN

Silent Gliss SG 8110 / SG 8110PC Wand Operated Venetian Blind. Comprising aluminium headrail SG 10037, universal brackets SG 10101, control wand (at set lengths), Left or right-hand operation. SG 8110PC version (25mm slats only) with concealed slat punching. System fixed to ceiling / wall at 800-1000 mm intervals plus one 50 mm from each end. Optional wall fix SG Smart extension brackets. Optional side-guide wires available for sloped applications up to 15° incline from vertical. Compliant to Child Safety Legislation EN13120 when used in conjunction with cleats SG 10742 and break away cord connector SG 10748. Slat to be chosen from Silent Gliss 16 mm or 25mm range, Price Group 1 / 2 / 3.

SV

Silent Gliss SG 8110 / SG 8110PC Persiennsystem med manövreringsstav. Består av aluminium kassett SG 10037, universal fästen SG 10101, manövreringsstav i anpassad längd. Manövrering i vänster eller höger sida. SG 8110PC versionen (endast 25 mm lameller) med dold hålbild i lamellerna. Systemet monteras i tak / på vägg 50 mm från varje ände samt c/c 800-1000 mm. Även väggmontering med Smart Fix fästen. Alternativ med sidowire för max. lutning 15 grader. Uppfyller med fäste SG 10742/10748 barnsäkerhetsnorm EN 13120. Färg lameller väljs från Silent Gliss kollektion med 16 / 25 mm prisgrupp 1-3.

NO

Silent Gliss SG 8300 Persiennsystem med betjeningsstav. Leveres på ønsket mål. Komplet med aluminiumskassett SG 10037 med universalfester SG 10101, betjeningsstav i tilpasset høyde. Betjening på høyre eller venstre side. SG 8110PC versjon (kun 25 mm lameller) med skjult hullstansing i lamellene. Systemet monteres i tak/vegg 50 mm fra hver ende, samt c/c 800-1000 mm. Også ved veggmontering med Smart Fix fester. Alternativt med sidewire for max. helning på 15 grader. Ved bruk av feste SG 10742 / SG 10748 oppfylles barnesikkerhetsnormen EN 13120. Farge på lamellene velges fra Silent Gliss kolleksjon med 16 / 25 mm, prisgruppe 1-3.

DA

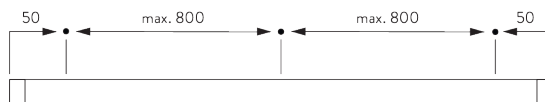
Silent Gliss SG 8110 / SG 8110PC persienne med stangstyring. Består af aluminiumkassette SG 10037, universalbeslag SG 10101, kontrolstang (med indstillede længder), styring med venstre eller højre hånd. SG 8110PC version (kun 25 mm lameller) med skjulte lamelhuller. Systemet fastgøres til loft eller væg med afstande på 800-1000 mm plus en på 50mm fra hver ende. Kan også fastgøres på væg med SG Smart forlængerbeslag. Valgfri styrestreng fås til anvendelser med hældning op til 15° fra lodret. Overholder lovgivning om børnesikkerhed efter EN 13120. når den bruges i sammenhæng med klamper SG 10742 og snorforbindelse SG 10748. Lamel vælges fra Silent Gliss 16 mm eller 25 mm-programmet, prisgruppe 1 / 2 / 3.

FITTING

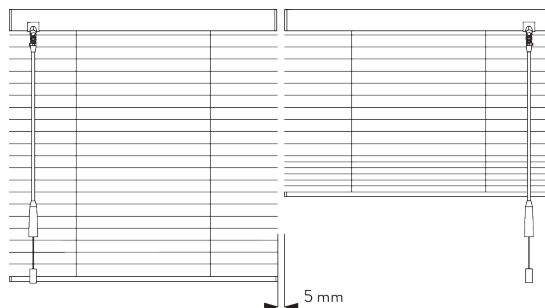
A. FITTING INFORMATION

Fixing points

For detailed fitting information, visit the Silent Gliss website.



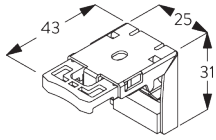
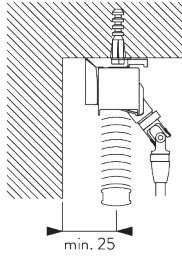
Side-by-side fitting



Min. distance: 5 mm

B. CEILING FITTING

Bracket SG 10101

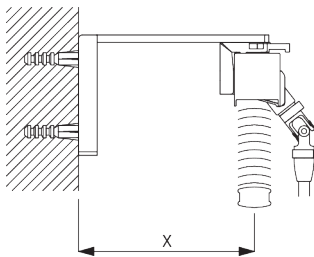


SG 10101

Bracket

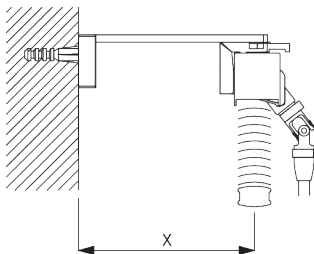
C. WALL FITTING

Smart Fix



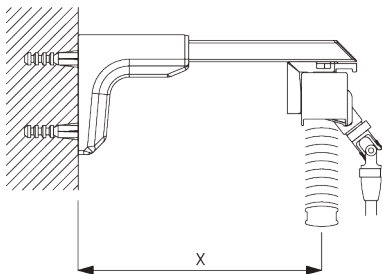
Smart Fix SG 11200 - SG 11201 and bracket SG 10101:

Screw SG 10395 (M4x6) needed.



Square Smart Fix SG 11210 - SG 11211 and bracket SG 10101:

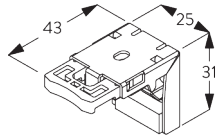
Screw SG 10395 (M4x6) needed.



Universal Smart Fix SG 11154 - SG 11156 and bracket SG 10101:

Screw SG 10407 (M4x10) needed.

Smart Fix	X mm
SG 11200 / SG 11210	57-59
SG 11201 / SG 11211	77-79
SG 11154	107-135
SG 11155	137-165
SG 11156	187-215



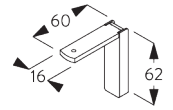
SG 10101
Bracket



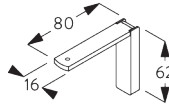
SG 10395
Pan head screw M4x6



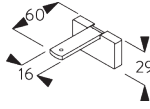
SG 10407
Pan head screw M4x10



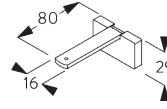
SG 11200
Smart Fix 60 mm



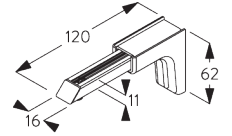
SG 11201
Smart Fix 80 mm



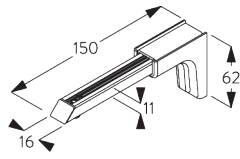
SG 11210
Square Smart Fix 60 mm



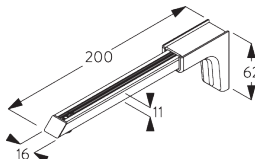
SG 11211
Square Smart Fix 80 mm



SG 11154
Universal Smart Fix 120 mm

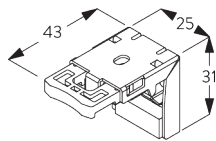
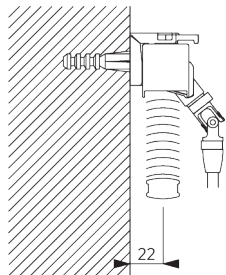


SG 11155
Universal Smart Fix 150 mm



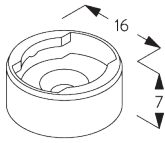
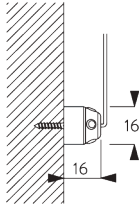
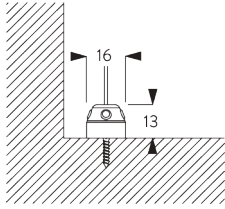
SG 11156
Universal Smart Fix 200 mm

Bracket SG 10101



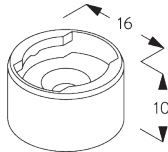
SG 10101
Bracket

**D. FITTING WITH
SIDE GUIDE
OPTION**



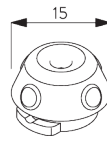
SG 8235

Side guide wire base short



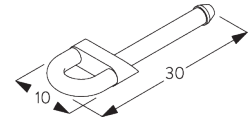
SG 8236

Side guide wire base long



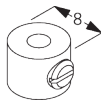
SG 8237

Side guide wire holder



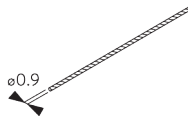
SG 8241

Side guide eyelet



SG 8249

Side guide device

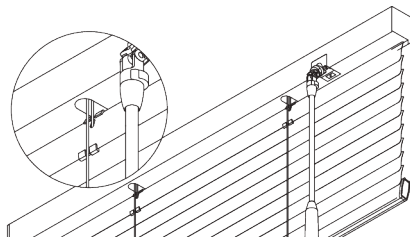


SG 10120

Side guide wire ø 0.9 mm

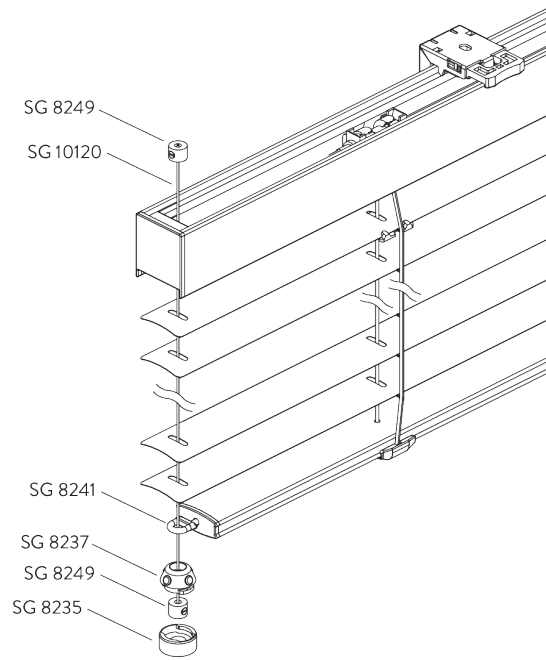
SYSTEM OPTIONS

**A. PRIVACY
CONTROL (PC)**



*To avoid direct light ingress when slats are closed.
For 25 mm slats only. Not applicable with side guides.*

B. SIDE GUIDES



Additional parts:

- 2x SG 8235 Side guide wire base short
- 2x SG 8237 Side guide wire holder
- 2x SG 8241 Side guide eyelet
- 4x SG 8249 Side guide device
- 2x SG 10120 Side guide wire \varnothing 0.9 mm

Note:

- Up to 15° from vertical

PARTS

A. STANDARD PARTS



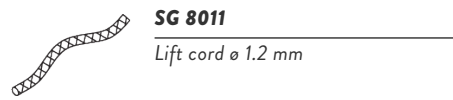
SG 8004

Bottom bar 24 mm



SG 8007

Slat 25 mm



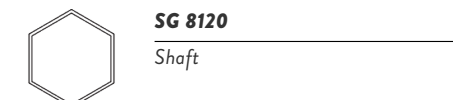
SG 8011

Lift cord \varnothing 1.2 mm




SG 8013

Bottom clip 25 mm



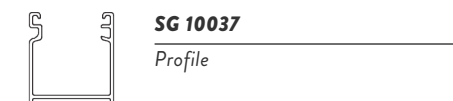
SG 8120

Shaft



SG 8239

End cover 25 mm



SG 10037

Profile



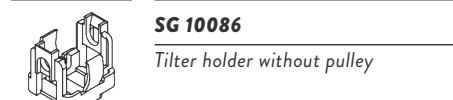
SG 10077

End cover



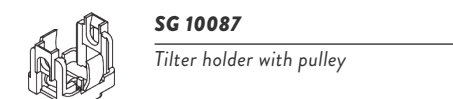
SG 10081

Shaft stop



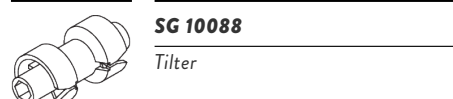
SG 10086

Tilter holder without pulley



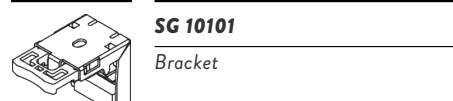
SG 10087

Tilter holder with pulley



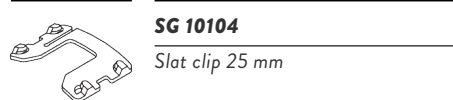
SG 10088

Tilter



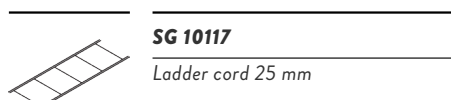
SG 10101

Bracket




SG 10104

Slat clip 25 mm




SG 10117

Ladder cord 25 mm




SG 10742

Child safety cord cleat




SG 10748

Child safety break away cord connector




SG 10898

Child safety cord bush




SG 11491

Gear box




SG 11492

Gear box cover



SG 11496

Control wand 680 mm




SG 11509

Cord stop



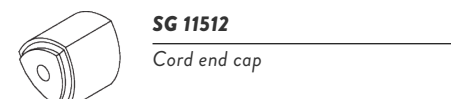
SG 11510

Cord stop cover



SG 11511

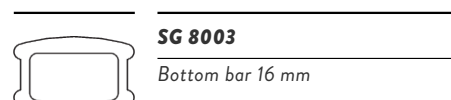
Tilter holder with pulley



SG 11512

Cord end cap

B. OPTIONAL PARTS



SG 8003

Bottom bar 16 mm




SG 8006

Slat 16 mm



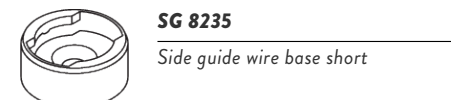
SG 8012

Bottom clip 16 mm



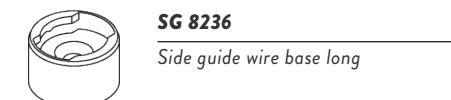
SG 8109

Slat clip 25 mm



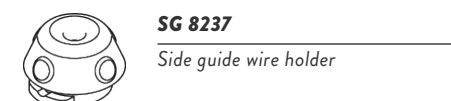
SG 8235

Side guide wire base short



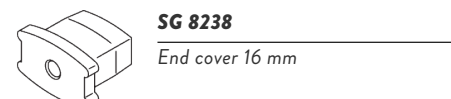
SG 8236

Side guide wire base long



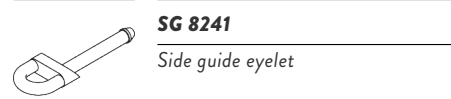
SG 8237

Side guide wire holder



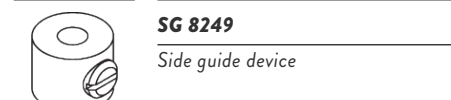
SG 8238

End cover 16 mm



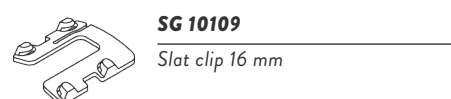
SG 8241

Side guide eyelet



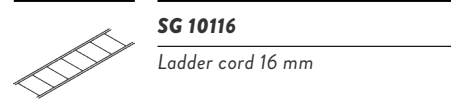
SG 8249

Side guide device



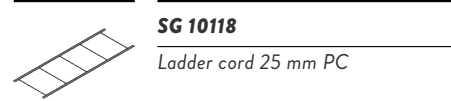
SG 10109

Slat clip 16 mm



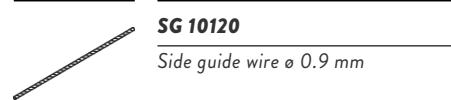
SG 10116

Ladder cord 16 mm




SG 10118

Ladder cord 25 mm PC




SG 10120

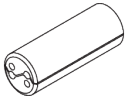
Side guide wire \varnothing 0.9 mm



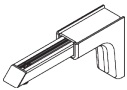
SG 10395
Pan head screw M4x6



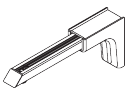
SG 10407
Pan head screw M4x10



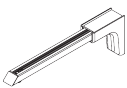
SG 10745
Child safety break away cord connector



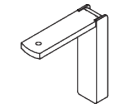
SG 11154
Universal Smart Fix 120 mm



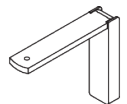
SG 11155
Universal Smart Fix 150 mm



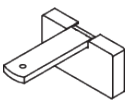
SG 11156
Universal Smart Fix 200 mm



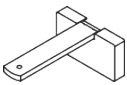
SG 11200
Smart Fix 60 mm



SG 11201
Smart Fix 80 mm



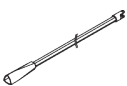
SG 11210
Square Smart Fix 60 mm



SG 11211
Square Smart Fix 80 mm



SG 11494
Control wand 320 mm



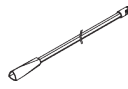
SG 11495
Control wand 480 mm



SG 11497
Control wand 880 mm



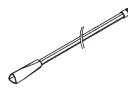
SG 11498
Control wand 1080 mm



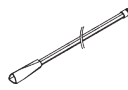
SG 11499
Control wand 1280 mm



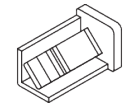
SG 11501
Extension 900 mm



SG 11505
Control wand for extension 580 mm



SG 11506
Control wand for extension 780 mm



SG 11516
Wedge

